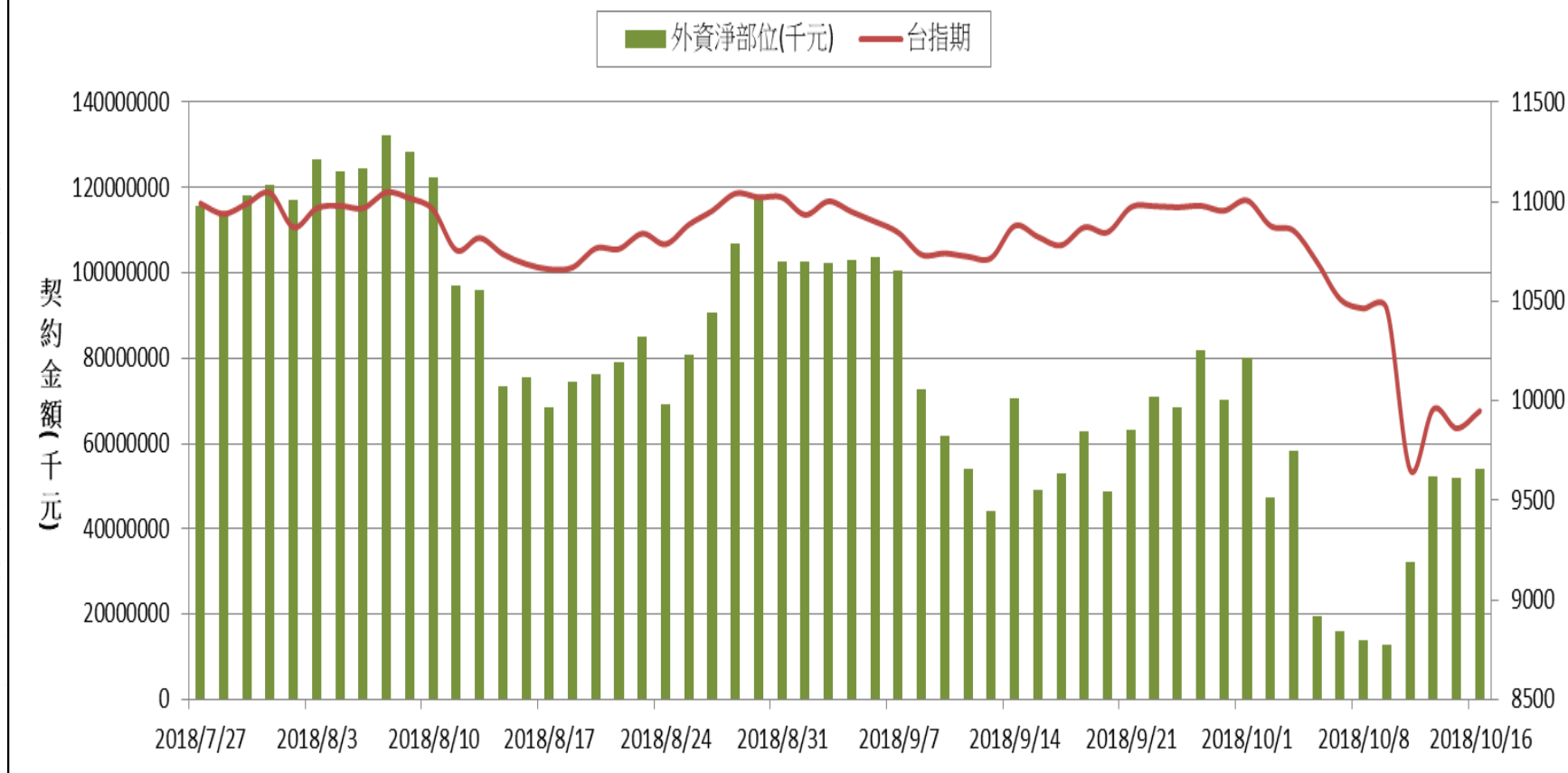
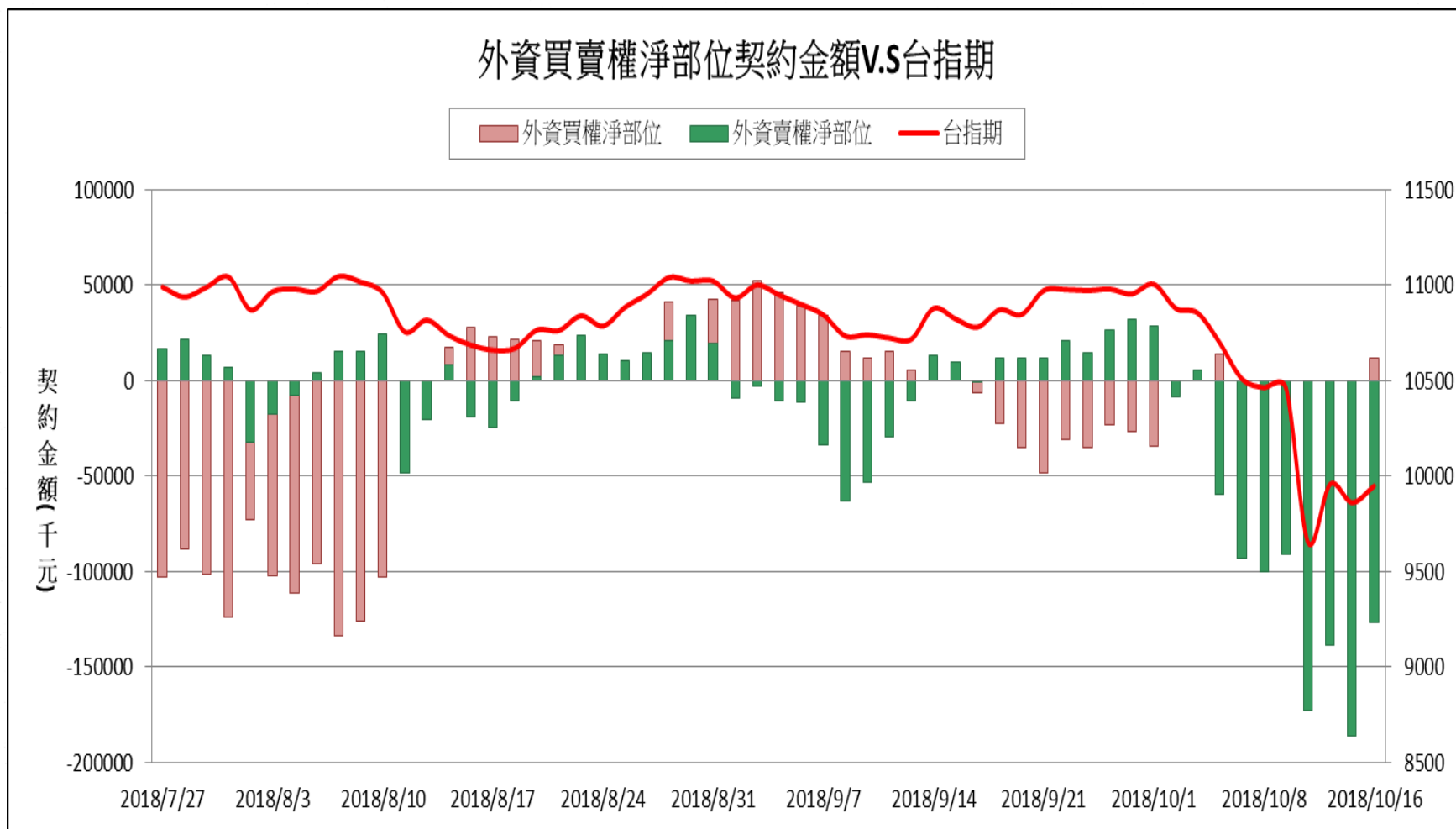
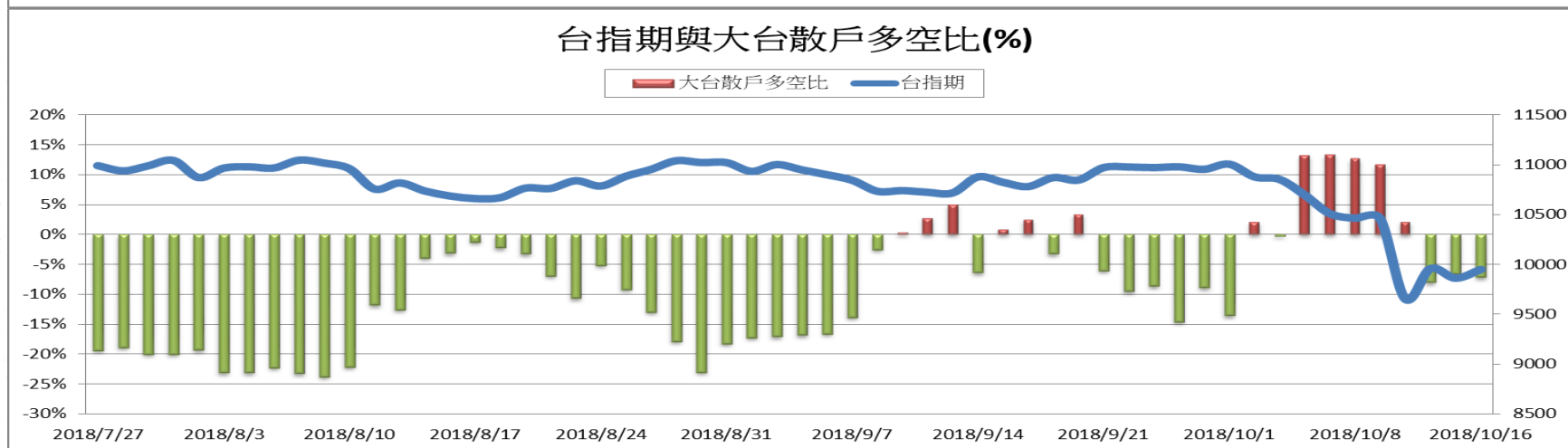
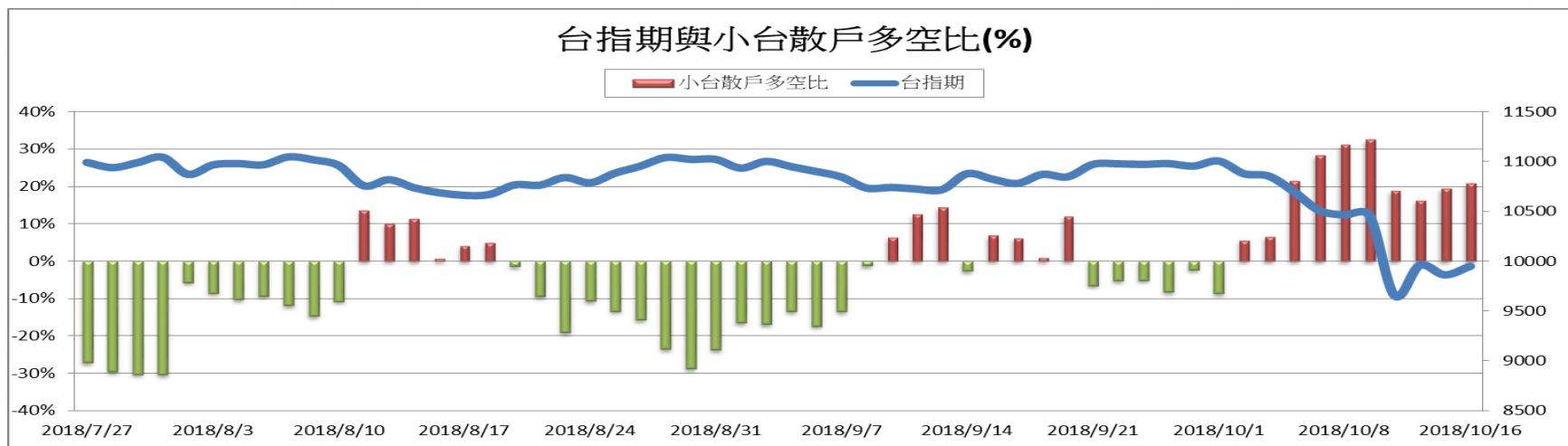


外資台指期與選擇權淨部位契約金額V.S台指期







買 權			201810	賣 權		
Vol	OI變化	OI	履約價	OI	OI變化	Vol
0	0	1	8300	2050	(+15)	130
0	0	0	8400	994	(+57)	217
0	0	0	8500	1257	(+13)	149
0	0	0	8600	1538	(-66)	180
0	0	0	8700	897	(-34)	90
0	0	195	8800	9354	(+2535)	4987
0	0	0	8900	15056	(+11289)	12633
2	(+1)	70	9000	9763	(+1318)	4467
0	0	29	9100	5757	(-166)	2983
23	(+22)	28	9200	7169	(-313)	5086
5	0	697	9300	11071	(-617)	12265
4	(-2)	426	9400	11514	(-998)	15765
35	(-17)	477	9500	14943	(+38)	23201
3	(-1)	71	9550	4272	(-687)	16453
174	(-57)	805	9600	11099	(-239)	24768
264	(+16)	184	9650	6579	(+3023)	18941
2441	(-872)	2177	9700	14119	(+2457)	37795
1921	(+186)	1198	9750	8808	(+2925)	32016
12728	(-1107)	8809	9800	13593	(+3756)	53035
20162	(+564)	2898	9850	9136	(+4811)	52200
64150	(+1393)	12151	9900	12108	(+2422)	67506
81451	(+3041)	14248	9950	7668	(+3967)	42464
98006	(+2008)	22784	10000	17742	(+2642)	30570
57451	(+7761)	17054	10050	1080	(+230)	8190
51213	(-3268)	24140	10100	4472	(-586)	1782
19418	(-2831)	8410	10150	322	(+10)	461
22359	(-1963)	16636	10200	5944	(-517)	969
5628	(-145)	7518	10250	199	(-105)	237
3743	(-11)	12813	10300	9936	(+4)	202
1212	(+53)	6302	10350	224	0	0
2629	(+380)	9740	10400	11388	(-15)	86
1278	(-27)	3348	10450	333	0	0
2027	(+306)	12092	10500	11513	(-33)	375
592	(-10)	1725	10550	251	0	0
1024	(-746)	12958	10600	15427	(-46)	99
174	(-48)	905	10650	72	(-5)	5
659	(-22)	21018	10700	9863	(-18)	96
40	0	509	10750	1	0	2
220	(-38)	21465	10800	13950	(-15)	41
705	(-43)	23203	10900	6748	(-20)	32
1061	(-280)	24265	11000	2934	(-55)	104
52	(-33)	16311	11100	2081	(-14)	10
60	(-4)	23509	11200	1091	(-13)	13
45	(-4)	21505	11300	217	0	0
144	(-3)	12880	11400	178	(-2)	10
85	0	8891	11500	46	0	0
56	(+2)	3615	11600	13	0	0
0	0	6079	11700	2	0	0
0	0	2670	11800	4	0	0
0	0	1621	11900	0	0	0
0	0	1862	12000	0	0	0
0	0	1169	12100	0	0	0
70	0	1247	12200	0	0	0
0	0	955	12300	0	0	0
0	0	898	12400	0	0	0
0	0	774	12500	0	0	0
0	0	665	12600	0	0	0
0	0	1347	12700	0	0	0
0	0	1522	12800	0	0	0